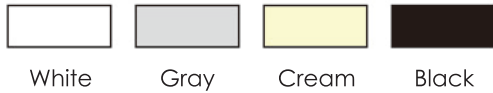


**MOST REQUIRED COLOR FOR PRODUCTS WITH PLASTIC HOUSING**

Before you identify the color, you may know a minor color difference might be existed in products you received between different shipments due to the tolerance occurred in injectoin process.

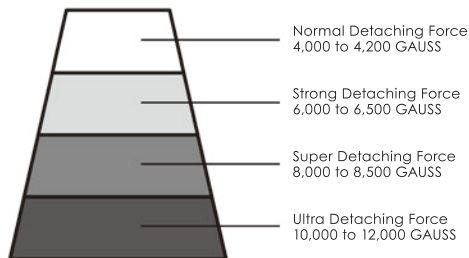
The most required color is illustrated as below:



**NOTES ON MAGNETIC DETACHING FORCE FOR MAGNETIC DETACHER**

**Magnetic detaching force**

As there are various definitions upon "Standard Detacher" and "Super Detacher" in different markets around the world. Its necessary to have more universal way to distinguish different detacher so we have categorize different detachers according to its magnetic force as below:



**NOTES ON DISTINCTION BETWEEN SUPER LOCK AND NORMAL LOCK**



Ontime Company divides Super lock and Normal lock through the character of spring used in lock structure which is defined as bellow:

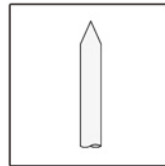
The Spring Torque of Normal Lock should no less than 3 NM

The Spring Torque of Super Lock should no less than 5 NM

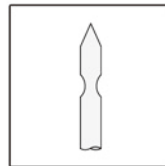
**NOTES ON PIN SHAFT FOR PRODUCTS WITH PIN**

**Pin shaft**

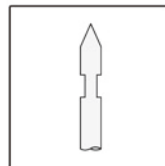
Product with pin could have different pin shaft types as smooth type, serrated type and super tag pin type.



Smooth Pin type is designed for extremely sensitive merchandise, will not damage delicate fabric; the smooth type pin might be detached by spin and pull.

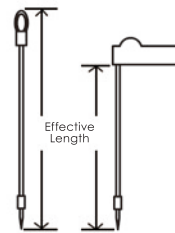


Serrated Pin type is designed with the improvement to deter the attempt of detaching the pin by spin and pull; the serrated pin might not be compatible for some extremely sensitive, delicate merchandise.



SuperTag Pin type is designed with a unique serrated pin shaft to function with SuperTag for securing a merchandise; the SuperTag pin might not be compatible for some extremely sensitive, delicate merchandise.

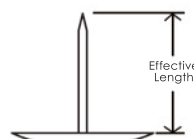
**NOTES ON LANYARD LENGTH FOR PRODUCTS WITH LANYARD**



**Lanyard length**

The effective length of lanyard mentioned in our production description is defined as the visible part of the lanyard including the loops and pin illustrated here.

**NOTES ON PIN LENGTH FOR PRODUCTS WITH PIN**



**Pin length**

The pin length mentioned in our product description is defined as the visible part of pin shaft which has been illustrated here.